

Guide to Gmarket

So you've got a link to the English Gmarket page (<http://english.gmarket.co.kr>), now what do you do?

Part 0 – The Web Browser

What you should do before you start using Gmarket

- Use **Internet Explorer**
- **Allow** pop-ups for gmarket.co.kr

Part 1 – Signing Up

One of the great things about Gmarket as a Korean site, is that there's an English version.

So signing up should be quite self-explanatory starting with the Register link.



Once you've done that, you'll get to this page.

There are a few things to point out.

1. You have to do the 'ID Availability' check before you can submit the form
2. Your passwords need to have letters AND numbers
 - o We'll go through G-account later on
3. Most of us know that when dialling internationally, we normally put a +(country code) in front of our numbers. Except that when registering for Gmarket, they don't accept the '+' in the telephone field, only numbers. In my experience, the only use of your phone number has been to print it on the shipping label that they stick on the box, so I just put what my mobile number would look like in Australia (ie. 04XX-XXX-XXX). A landline I would enter as 0X-XXXX-XXXX

The screenshot shows the Gmarket registration form with several sections and annotations:

- ID & Password:** Contains fields for ID, Password, Re-enter Password, G-account Password, and Re-enter G-account Password. A green box highlights the password fields, and a red '1' points to the ID Availability button. A red '2' points to the password fields.
- Customer Information:** Contains fields for Name, Nationality, Telephone 1, Telephone 2, Gender, and Date of Birth. A red '3' points to the Telephone 1 field.
- Alien Registration Number:** Contains a question about a Korean Certificate of Alien Registration, radio buttons for No/Yes, and a field for the registration number with a 'Check Validity' button.
- E-mail Address:** Contains fields for E-mail Address and Re-enter E-mail Address. A red '4' points to the E-mail Availability button.
- Optional:** Contains a Newsletter Subscription section with radio buttons for 'I want to subscribe' and 'I don't want to subscribe'. A red '5' points to the 'I want to subscribe' option.
- User Agreement and Privacy Policy / Collection And Use Of Personal Information:** Contains a section for Terms and Conditions for Use of Gmarket Purchasing Service. A red '6' points to a checkbox for agreeing to the terms. A red '7' points to the Submit button.

4. Like the ID check, you need to check your email. They only allow one email to be registered per account
5. This is optional =]
6. Remember to check this box
7. Then press Submit when you're all done. If you missed anything, there will be a prompt in English telling you what you're missing.

Part 2 – Searching

Whilst the Gmarket site is in English, most of the listings are in Korean. So that's where the certain Korean phrases and words will come in handy. Of course, if you have a link to the item you want, you can pretty much skip this step.

소녀시대 – SNSD

미니앨범 – Mini-album

앨범 – Album

스타 컬렉션카드 – Star Collection Card

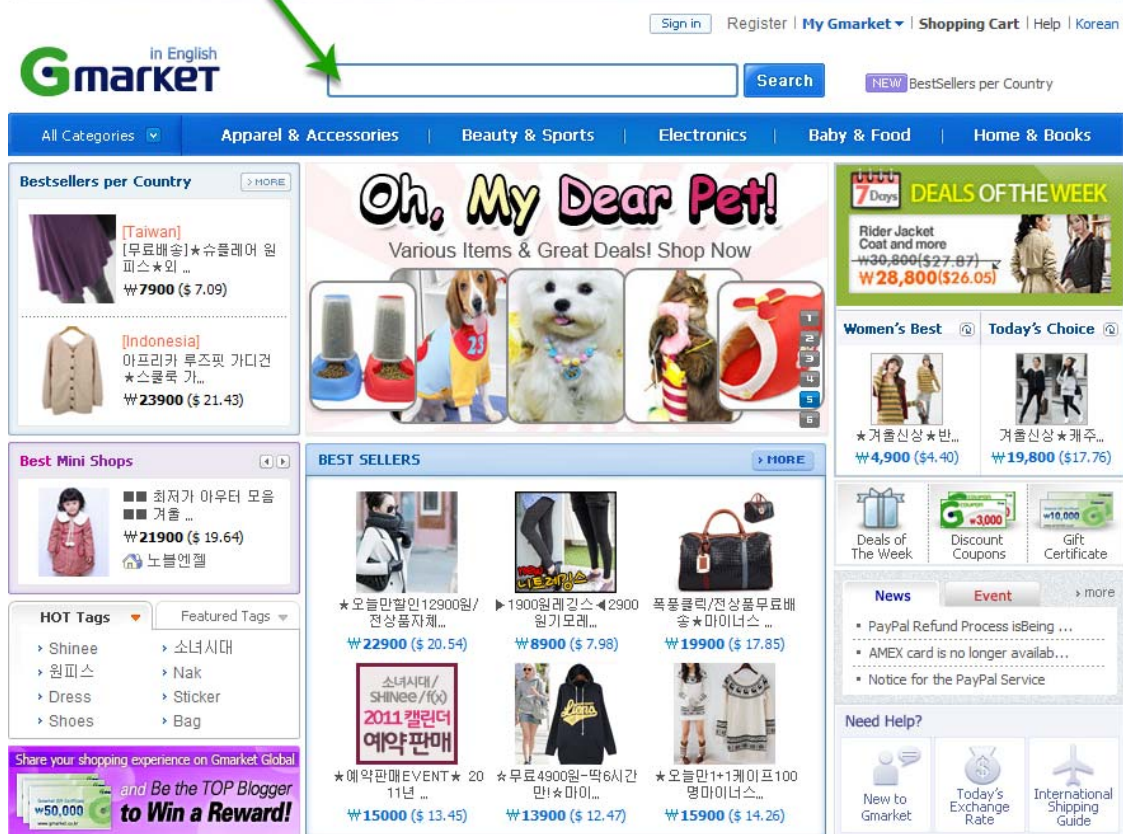
스타카드 – Star Card

X집 – Xth Album (eg. 3집 is 3rd Album)

포스터 – Poster

지관 – Poster tube

Paste your search terms here



Apparel & Accessories



Say for example we searched up “소녀시대 미니앨범”
 The first results at the moment are mostly of the Hoot album.

Click here to get the drop down menu, and select “Overseas Shipping”
 this will cull out all the results that don't ship internationally

The screenshot shows the Gmarket website interface. At the top, there's a search bar with the keyword '소녀시대 미니앨범'. Below the search bar, there are filters for 'All' and 'Books, CDs & DVDs (38 items)'. A dropdown menu is open, showing options: 'All', 'Free Delivery(Local)', and 'Overseas Shipping'. The 'Overseas Shipping' option is selected. Below the dropdown, there's a table of search results with columns: Item, Price, Delivery (Local), Special Offer, Seller, and Rating. The first item is '[소녀시대] 미니앨범 3집 - '훗' (Hoot) [추가포토카드+포스터+지관틀무료증정][초회한정 기프트카드+포토카드 증정]' with a price of ₩9,500 and a rating of 8.52. Other items include bundles from Synnara and Ssonga.

You can then go through the results, and pick the one you want. Often there will be multiple sellers of each item. Some will be cheaper than others on price, but some of the more expensive ones sometime bundle in the extras. Others whilst being cheap, will often charge a domestic delivery fee (from them to the Gmarket warehouse) on top of the price of the item; this can also vary with different conditions.

In my experience, I've found that it's often cheaper to go for one of the relatively cheaper sellers that give you an option of getting the poster for a little bit extra (generally +₩1,000)

Part 3 – Shopping

We've now reach the point where we want to add stuff to our shopping cart.

Working with our example before, we now have a Hoot listing that we now want to buy.

You should be able to see the drop down menu here.

It'll generally have the description “포스터” within it

If you ever see “지관” it just means that the poster will be shipped inside a poster tube

The screenshot shows the Gmarket website interface. At the top, there's a navigation bar with 'Gmarket in English', 'Sign out', 'Edit Info', 'My Gmarket', 'Shopping Cart', and 'Help | Korean'. Below this is a search bar and 'All Categories' dropdown. The main content area shows the product listing for '[SM Ent.] 소녀시대 / 훗(Hoot) (미니앨범3집)'. The product images are on the left, and the details are on the right. A dropdown menu is open for the shipping option '지관통+포스터', showing options like 'None', '지관통+포스터 (+₩1,000)', and 'Business'. A green arrow points to this dropdown. At the bottom left, a tooltip says 'You can see the still image, if you put the mouse over the item image.' with a 'Use Still Image' button.

Notice - The items and their contents listed on Gmarket are put there by individual sellers, Gmarket only provides the trading platform and systems to facilitate transactions, and is not responsible for the items listed and their contents

Delivery Group - [Items from the seller 음반물] Delivery fee: **₩2,500** with purchase of **less than ₩50,000**

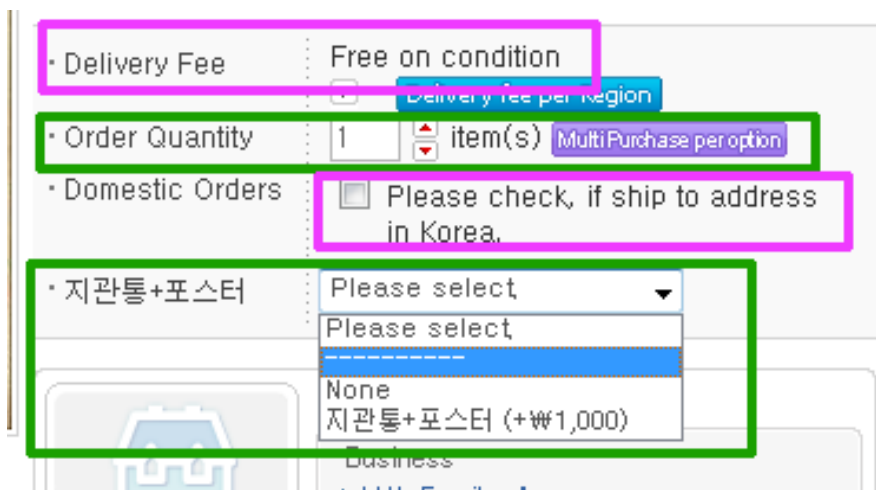
Item Info		Customer Review (17)	Question & Answer	Cancel / Refund	TOP
Item Condition/ Property	/ 분류:댄스	Publisher/ Country of Origin	SM Ent/ Domestic		
Quantity	4142				
International Shipping	Available	Overseas Shipping Guide	Available Countries&Overseas Shipping Fee		
Item Weight	0.3 kg (estimated weight)				

With this particular seller, you have to choose whether you want to get the extra poster or not.

Now on each page there are a couple of things you should note.



1. If you have coupons to use (which you should after shopping for a while on Gmarket). You can click the “Coupon Box” or “Exchange XXXXwon Coupon” links. See Part 6 for more info about coupons.



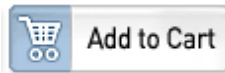
2. You can adjust the number of items that you want to buy here
 - Make sure that the check box is **unchecked** so that anything you add, goes to your international shipping shopping cart.
 - At this point, you should also note the “delivery fee” entry. And make sure to scroll down till you see the next image.
 - Remember to also select which option you want if the listing requires you to.

Notice	- The items and their contents listed on Gmarket are put there by individual sellers. Gmarket only provides systems to facilitate transactions, and is not responsible for the items listed and their contents
Delivery Group	- [Items from the seller 음반물] Delivery fee: ₩2,500 with purchase of less than ₩50,000

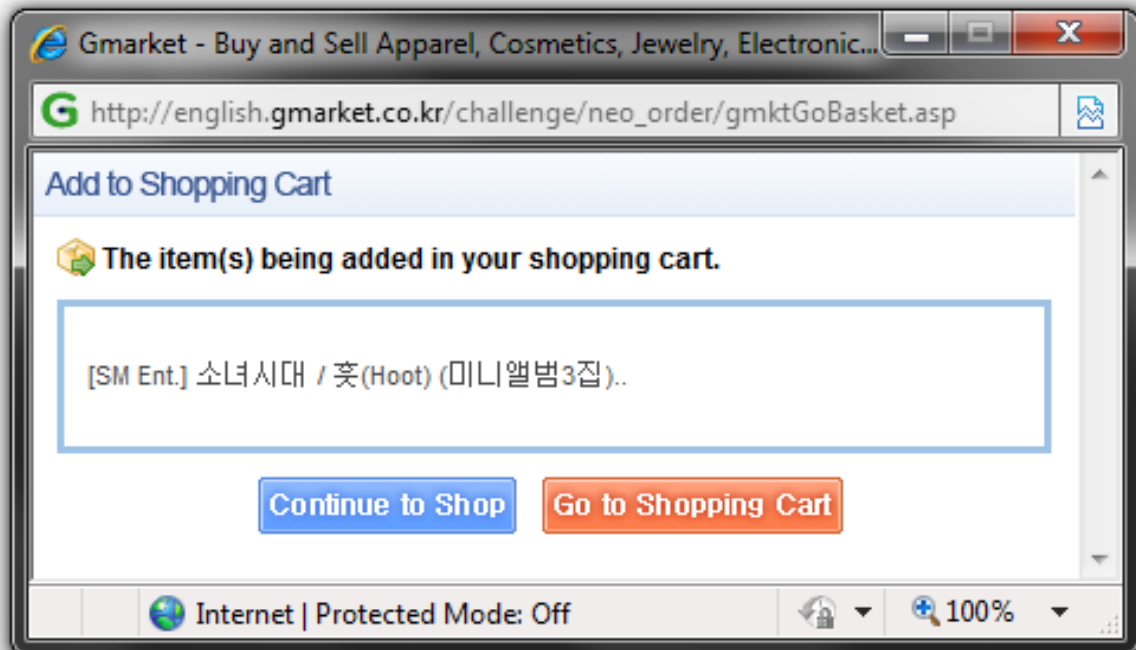
3. So here the page will tell you whether or not you have to pay the domestic delivery fee, and if there are any conditions attached to it.
 - Here, the delivery fee is 2,500 won for each shipment from the seller. However, if the total of all the items you’re buying in one shipment is more than 50,000 won, then the delivery fee is waived.
 - Some sellers will charge a delivery fee regardless.

Item Condition/Property	/ 분류:댄스	Publisher/Country of Origin	SM Ent/Domestic
Quantity	4142		
International Shipping	Available	Overseas Shipping Guide	Available Countries&Overseas Shipping Fee
Item Weight	0.3 kg (estimated weight)		

4. If you scroll down further, you can check and make sure that international shipping is available. And you can also see the seller's estimated weight for the item
5. Once you're done with all the points above, you can finally click



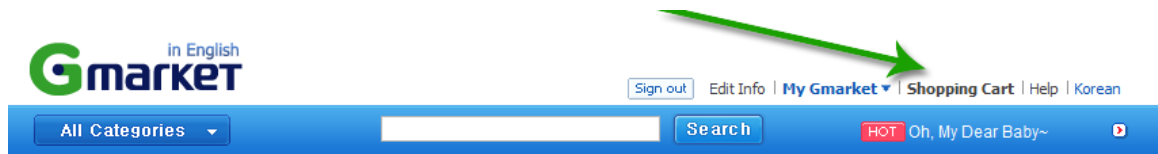
And a pop-up will appear confirming that you've added the item to your cart.



From here, you have two choices, the red pill (orange button) or the blue pill (blue button). The situation isn't as serious as it sounds à la the Matrix, as even if you click the orange button, you can still search for more items in the search bar, and you just repeat the process with your 'search and add' of items.

Part 4 – Checkout

So you've picked everything you want to buy and you're on the home stretch. What do you do now? You can either click the orange button in the pop up, or you can click the "Shopping Cart" link in the menu bar at the top here.



The shopping cart page will look like this.

You select the country and the default shipping method (it defaults to EMS at this time)

The screenshot shows the shopping cart page with a table of items and a summary section. A green arrow points to the 'Select country' dropdown menu, and another points to the 'EMS' radio button. The summary section shows a total payable amount of ₩11,700 (\$10.49).

Item	Price(+Option price)	
Discount		₩0
(A) Total purchase		₩9,200(\$8.25)
Total delivery fee		₩2,500
(B) Total domestic delivery fees		₩2,500
(C) Estimated overseas shipping fee		₩?
Total Payable Amount (A+B+C)		= ₩11,700(\$10.49)

※ Difference between the estimated international shipping fee and the actual shipping fee will be refunded into your Gaccount if the actual fee is smaller than the estimated one, and you might be requested to pay for additional shipping fee if the actual fee is greater than the estimated one.

And then the system will spit out the total that you need to pay upfront.

You can then press  and it'll bring us to the next step.

You'll essentially see three different sections on this page

1. A summary of your order.

Gmarket in English

Sign out | Edit Info | My Gmarket | Shopping Cart | Help | Korean

All Categories [Search]

Overseas **Order/Payment** 1 Shopping Cart 2 Payment 3 Order Completed

Order Info [Back to Shopping Cart](#)

Item	Price	Option price	Qty	Benefit	Subtotal	Document
[Plus] [SMEnt]소녀시대/훗(Hoot)(미니앨범3집) •지관통+포스터 : 지관통+포스터 (₩1,000)	₩8,200	+₩1,000	1	₩0	₩9,200	Tax Bill (O) Receipt (O)

Payable Amount Info

- Total Item(s): 1 Item(s)
- Mileages: Miles 0 [See >](#)
- Gstamps: Stamp 0 [See >](#)
- Book Cash: Bcash 0 [See >](#)
- Extra Book Cash: Bcash 0

Item	Price(+Option price)	
Item Discount >	Price(+Option price)	₩9,200
	Discount	₩0
(A) Total purchase		₩9,200(\$8.25)
Delivery fee Delivery >	Total delivery fee	₩2,500
	Extra delivery fee	₩0
	(B) Total domestic delivery fees	₩2,500
(C) Estimated overseas shipping fee		₩?
Total Payable Amount (A+B+C)		= ₩11,700 (\$10.49)

※ Difference between the estimated international shipping fee and the actual shipping fee will be refunded into your Gaccount if the actual fee is smaller than the estimated one, and you might be requested to pay for additional shipping fee if the actual fee is greater than the estimated one.


! Gmarket shall not be held responsible for any liabilities arising in connection with any transaction between buyers and sellers on this website.

This is the amount that you'll pay. It is in US Dollars.

2. Your details

Delivery Info * Required fields.

International Shipment Guide	Overseas Shipping Payment Guide
Select Shipping Address	<input checked="" type="radio"/> Mr <input type="radio"/> <input type="button" value="Address Book"/>
* Address	THE ADDRESS YOU SELECTED ABOVE
* Zip Code(Zip Code)	THE POSTCODE/ZIPCODE <input type="checkbox"/> Check if you don't have the zip code (If you do not need to enter zipcode, please click.)
* Country	Australia <input type="button" value="v"/> * For Specific Countries Shipping Possible
* Receiver's Name	YOUR NAME * You have to enter the receiver's name in English.
* Sender's Name	YOUR NAME/RANDOM NAME
* Sender's E-mail	THE EMAIL YOU REGISTERED WITH * It is needed for additional shipping fee notice mail.
* Telephone1	THE PHONE NUMBER YOU REGISTERED WITH
* Telephone2/Mobile	<input type="text"/> - <input type="text"/> - <input type="text"/>
Shopping Memo/Remarks	<input type="text"/> (Maximum 100 bytes available) <small>* The change of select information which has not been discussed with the seller before can not be applied.</small>
* Select Shipping Service	<input checked="" type="radio"/> EMS
estimated international shipping fee	₩12,100



There will be a box like this for each item that you order. It is a good idea especially if you're ordering many items, to put something to the effect of "Please ship all in one box" so that when it gets to warehouse, they will generally repack it to minimise the number of boxes you have. If you're getting many posters, I normally also write "Please put all posters in one tube" so that I don't get 5 tubes for 5 posters. Doing this will save you some weight in the shipment.

3. The last section is the payment options.
 Make sure you check this box

International Shipping Service Agreement

International Shipping Cost : If the insufficient amount of difference between the estimated International Shipping Cost and the actual International Shipping Cost is greater than ₩3,000, you are required to pay for the difference first before international shipping being processed. [See more.](#)

Cancel/Return Policy : If you choose to cancel your order for no specific reason, you may do so only if the item(s) is still under Local Transportation. However, you will be responsible for any incurred costs in connection with such cancellation. In case of 'Defective Item / Wrong Item Sent', the returned item should be shipped back to the seller by Express Mail Service from Post Office, If you use a different delivery company, you will be responsible for paying any incurred Customs duties.

Purchasing Electronic Products : Please note that some electronics products sold on our website may require a voltage converter for use in your home country or may otherwise not be compatible in your home country. Therefore, please carefully check the voltage information as set forth in the product description. The buyer is solely responsible for all shipping costs incurred in connection with any returns due to incompatibility issues.

Tariff : You are fully responsible for paying any incurred customs duties and/or taxes. The shipping cost does NOT include such duties and/or taxes. For current information regarding any duties and/or taxes that may be incurred, please contact your local Department of Commerce.

I have carefully reviewed and agreed to the terms and conditions of the International Shipping Service Agreement.

Payment Info ▶ Payment Guide

Payment Type	Cash	<input checked="" type="radio"/> Gaccount(Cash Balance) <input type="radio"/> Sending Money(Private Account) <input type="radio"/> Mobile Phone Payment <input type="radio"/> Book Cash Available Cash Balance : ₩3,700 (\$3.32) Cash Balance Details View Account Charge Cash Balance
	Paypal	<input type="radio"/> Paypal Express Checkout
	Cash Online Transfer	<input type="radio"/> Real Time Account Transfer <input type="radio"/> CMA account transfer
	Credit Card Issued in Korea	<input type="radio"/> Credit Card(General) <input type="radio"/> Credit Card(Gmarket Affiliate)
	Credit Card Issued Out of Korea	<input type="radio"/> Foreign Credit Card
	Guide	<User Guide> You must have more cash balance than payment amount in order to complete payment.

Payment Bank	Gaccount(Cash Balance) ▼
Payment	₩23,800(\$21.34)

Then you can choose from using your Credit/Debit Card or PayPal

Choosing PayPal will open a popup, which will then ask you to log in. I believe that most of us will be familiar enough with buying from eBay, so I won't go into detail about using PayPal

Selecting 'Foreign Credit Card' will make this show up and check the box;

I have carefully reviewed and agreed to the conditions of the Foreign Credit card use agreement.

1. Gmarket may terminate, suspend or cancel of illegal transaction.
2. Gmarket also may cancel your transaction when the credit card company noticed that the card reported stolen or lost.
3. The claim for your payment is transferred from seller to Gmarket once the purchase is made.


Card Division	<input type="radio"/> general card <input type="radio"/> corporation card <input checked="" type="radio"/> Foreign Credit Card
Card Type	VISA ▼ Please click on 'Pay' button to proceed.

Select Card

VISA
 MASTER
 JCB
 Others

Unless you're using a Visa or MasterCard, you will need to verify your credit/debit card before you can use it. With the Visa or MasterCard, a popup will open.

International Credit Card Payment
(VISA/MASTER Only)

Total Amount	₩23,800
Card Number	<input type="text"/> - <input type="text"/> - <input type="text"/> - <input type="text"/>
Expiry Date	11 / 2010
Card Verification No.	<input type="text"/> 

- 1 Due to payment verification system, credit card payment will be taken normally **in 20 mins** for approval (Max, 90 mins)
- 2 Your payment status can be found in 'My Gmarket > Shopping List' page,
- 3 Payment will be made by USD,

Confirm **Cancel**

Internet | Protected Mode: Off | 100%

Where it indicates the total amount in won, and you just enter your details as per usual.

REMINDER: ALL FOREIGN TRANSACTIONS THROUGH PAYPAL AND CREDIT/DEBIT CARDS ARE IN US DOLLARS

When you're done, they will show you a page with a confirmation of the order. It summarises what you've ordered, how much you paid and the method, and who you're shipping it to (generally it's to yourself).

Gmarket in English Sign out | Edit Info | My Gmarket | Shopping Cart | Help | Korean

All Categories Search

Ordered Overseas 1 Shopping Cart | 2 Payment | 3 Order Completed

Order Info

Item	Price	Option price	Qty	Benefit	Subtotal	Document
Plus [SMEnt.]소녀시대/훗(Hoot)(미니앨범3집)	₩8,200	+₩1,000	1	₩0	₩9,200	Tax Bill (O) Receipt (O)

Payable Amount Info

- Total Item(s): 1 Item(s)
- Mileages: Miles 0 [See ▶](#)
- Gstamps: Stamp 0 [See ▶](#)
- Book Cash: Bcash 0 [See ▶](#)
- Extra Book Cash: Bcash 0

Item	Price(+Option price)	
Item	Price(+Option price)	₩9,200
Discount	Discount	₩0
(A) Total purchase		₩9,200(\$8.25)
Delivery fee	Total delivery fee	₩2,500
	Extra delivery fee	₩0
	(B) Total domestic delivery fees	₩2,500
(C) Estimated overseas shipping fee		₩?
Total Payable Amount (A+B+C)		= ₩11,700(\$10.49)

※ Difference between the estimated international shipping fee and the actual shipping fee will be refunded into your Gaccount if the actual fee is smaller than the estimated one, and you might be requested to pay for additional shipping fee if the actual fee is greater than the estimated one.

Delivery Info

Buyer Name	YOUR NAME
Recipient	YOUR NAME
Shipping Address	YOUR ADDRESS
Recipient's Contact No	THE PHONE NUMBER YOU REGISTERED WITH
Payment Type	YOUR PAYMENT TYPE ie. PAYPAL OR VISA/MASTERCARD
Paypal payment amount	💰 HOW MUCH YOU PAID IN USD

Confirm

Now you just press

Confirm

You have now successfully ordered something off Gmarket!

Part 5 – Delivery

So what happens next is, your order gets sent to the actual seller.

The seller will send the items to the Gmarket warehouse and you'll get an email from Gmarket notifying you of when this occurs (most times).

Gmarket then packs your order into a box that's generally quite a bit bigger than it actually should be particularly if you get posters.

Now this is where things get iffy. What Gmarket does, is they get the sellers to post estimated weights of the items that they are selling (Part 3, Point 4). From this, Gmarket will calculate an estimated total weight of the shipment, and hence your shipping fee based on their tables. Pricing is per 500g rounded up.

So when Gmarket gets all your items, and packs your order, they will weigh the box. Now, a few scenarios can happen.

1. Your items weigh **the same** or the shipping cost is the same as what you've already paid. Gmarket will just send off your items.
2. Your items weigh **more than** the estimated weight, and the difference in shipping costs is **less than 3,000 won**. Gmarket will automatically deduct said amount from your Gaccount Cash Balance (provided you have enough in it) and ship off your item no worries.
3. Your items weigh **more than** the estimated weight and the difference in shipping costs is **more than 3,000 won**. Gmarket will invoice you that difference, and you'll have to manually pay it off either using your preferred payment method. Gmarket will ship off your items the next day.
4. Your items weigh **less than** the estimated weight. Gmarket will credit the difference in shipping cost to your Gaccount Cash Balance (you don't get the option to have it properly refunded to your PayPal, Credit/Debit Card), and ship off your items pronto.

When Gmarket ships off your items, you'll receive an email about this happening. You'll then have to log onto Gmarket to find out your tracking number.

First you log in and click the "My Gmarket" link



Scroll all the way to the bottom,

and click the "Overseas Shipping" link

MY GMARKET MENU



There you'll see a table with all your orders/shipments. Once your items have been shipped, you should see a **Tracking** button in the far right column. Clicking that will load up a popup linking directly to the tracking page for your shipment.

Once your shipment arrives, you can log back into Gmarket and press the "Confirmation" [will update with pic when I buy stuff lol] button which will prompt you to write a review, and will net you mileage points and Gstamps.

Part 6 – Other Gmarket Features

Gaccount

This is essentially your account with Gmarket.

Gcash/Cash Balance

Your Cash Balance or Gcash is pretty much a bank account that you have with Gmarket. If you're in Korea, you'll be able to directly deposit money into this account. Otherwise, with international buyers, this is only a place where any excess shipping costs are refunded/deposited. You can only pay with your Cash Balance if you have enough to pay for the whole order, so there's no such thing as paying in part with your Cash Balance, and part with your PayPal account or Credit/Debit card. This also means that having any amount lower than 10,000 won is stuck there until you can accumulate enough to actually spend it. You can convert your Cash Balance into Gcash and vice versa, with your Gcash only being used for shipping costs, where as your Cash Balance you can spend on anything.

Gstamp & Mileage

Gstamps and Mileage are proprietary things of Gmarket, and in a way works like reward points on a credit card. They are part of two different schemes. Gstamps are used to redeem for coupons, or alternatively enter into a draw for coupons.

Once you've accumulated enough Mileage you are able to convert it into Gcash, and if you want, you can then convert that Gcash into a Cash Balance.

Both Gstamps and Mileage are obtained when you confirm that you have got your delivery and left a review for the items you bought.

Coupons

Every so often, Gmarket will give you a set of coupons. Alternatively you can redeem some of your Gstamps for coupons. These coupons are basically a discount for the items you can buy. However, they all come attached with different values and conditions. Generally, you are able to get a higher nominal discount with a higher priced item. You can also buy multiples of the same item (eg 2 or 3 Hoot albums) and apply a higher valued coupon. It is however possible that if you do so, you may end up with a lower discount per item than you would've had if you had bought 1 copy with a lower priced coupon, so it pays to do the maths beforehand.

There are two ways to 'cash in' a coupon. First, you can click the "Coupon Box" or "Exchange XXXXwon Coupon" links. Both ways will open a pop up where you'll see a list of coupons that you might have. You simply just click the coupon you want, and click apply. The listing page will then update itself with the discounted amount, and then you press the "Add to Cart" button and you have successfully applied your discount coupon. . Otherwise, you can click the "Coupon Box" button at the shipping cart page, and just proceed with the same steps barring the need to press the "Add to Cart" button.

[pics to come]

Credit Points

Credit points are really just a measure of your reputation and reliability as a seller. You start off with 5 credit points, and you will **gain** 1 point when you buy stuff. You can lose 1-3 points for cancellations or refunds depending on the reason and condition of your item. Cancellations or returns of non-defective items, or the failure to pay for your order within 7 days of placing it will cause a loss of 2-3 points. If the seller initiates the cancellation or refund process, you'll most likely lose only 1 point, although this may increase depending on the reason the seller chooses.

You shouldn't find it too hard to then maintain a credit point level above the -20 mark, which is the point where you aren't able to buy from Gmarket any more.

My Gmarket

This is your 'homepage' that you can access when you're logged in. It gives a summary of the different elements of your Gaccount discussed above, as well as what you've ordered for the day. There is also an panel that summarises the status of the items you have ordered in the past 15 days.

[pics to come]

Part 7 – Frequently Asked Questions

Work In Progress.

If you have any questions just drop us an email/comment.

Appendix 1 – Shipping Table by Region

Most countries are separated into 4 regions as seen in the table. Prices are in won (KRW).

Region 1	Cambodia, Macao, Malaysia, Mongolia, Philippines, Singapore, Taiwan, Thailand, Vietnam
Region 2	Brunei Darussalam, India, Indonesia, Sri Lanka
Region 3	Albania, Austria, Belarus, Belgium, Bulgaria, Canada, Czech Republic, Denmark, Finland, France, Germany, Greece, Hungary, Ireland, Israel, Kazakhstan, Latvia, Luxembourg, Netherlands, New Zealand, Norway, Papua New Guinea, Poland, Portugal, Qatar, Romania, Russian Federation, Saudi Arabia, Slovak Rep, Slovenia, Spain, Sweden, Switzerland, Turkey, Ukraine, United Kingdom, Uzbekistan
Region 4	Argentina, Brazil, Chile, Dominican Republic, Ecuador, Egypt, Morocco

Weight (kg)	Region 1	Region 2	Region 3	Region 4
0.5	10,400	10,700	14,100	16,100
1	12,400	13,600	19,000	21,300
1.5	14,500	17,200	24,700	27,200
2	16,500	20,700	30,600	33,100
2.5	17,700	22,500	32,700	37,700
3	19,000	24,400	34,800	42,300
3.5	20,100	26,200	36,900	46,800
4	21,300	28,100	39,000	51,400
4.5	22,500	29,900	41,100	55,900
5	23,700	31,800	43,200	60,500
5.5	25,100	33,600	45,700	65,600
6	26,300	35,400	47,800	70,200
6.5	27,500	37,300	50,000	74,800
7	28,700	39,100	52,100	79,400
7.5	29,900	40,900	54,200	84,000
8	31,100	42,800	56,300	88,600
8.5	32,300	44,600	58,500	93,200
9	33,500	46,500	60,600	97,800
9.5	34,700	48,300	62,700	102,400
10	36,000	50,200	64,800	107,000
10.5	37,900	53,000	68,300	113,800
11	39,100	54,900	70,400	118,500
11.5	40,300	56,800	72,600	123,200
12	41,500	58,600	74,700	127,800
12.5	42,700	60,500	76,900	132,600
13	44,000	62,400	79,100	137,300
13.5	45,200	64,200	81,300	142,000
14	46,500	66,100	83,400	146,600
14.5	47,700	68,000	85,600	151,300

15	48,900	69,900	87,700	156,000
----	--------	--------	--------	---------

Weight (kg)	Region 1	Region 2	Region 3	Region 4
15.5	50,100	71,800	89,900	160,700
16	51,300	73,700	92,100	165,400
16.5	52,600	75,600	94,300	170,100
17	53,800	77,400	96,400	174,800
17.5	55,000	79,300	98,600	179,500
18	56,300	81,200	100,700	184,200
18.5	57,500	83,000	102,900	188,900
19	58,700	84,900	105,000	193,600
19.5	59,900	86,800	107,200	198,300
20	61,200	88,700	109,400	202,900
20.5	62,400	90,500	111,600	207,600
21	63,600	92,400	113,700	212,300
21.5	64,800	94,300	115,900	217,100
22	66,100	96,200	118,000	221,700
22.5	67,300	98,100	120,200	226,400
23	68,600	100,000	122,400	231,100
23.5	69,800	101,800	124,600	235,800
24	71,000	103,700	126,700	240,500
24.5	72,200	105,600	128,900	245,200
25	73,100	106,700	131,000	250,000
25.5	74,000	107,900	133,200	254,700
26	74,800	109,000	135,400	259,500
26.5	75,700	110,200	137,600	264,200
27	76,500	111,400	139,700	269,000
27.5	77,400	112,500	141,900	273,700
28	78,300	113,600	144,000	278,500
28.5	79,100	114,800	146,200	283,300

29	80,000	116,000	148,400	288,000
29.5	80,900	117,100	150,600	292,800

30	81,700	118,300	152,700	297,600
----	--------	---------	---------	---------

Appendix 2 – Shipping Table by Region: Special Regions

Japan, Hong Kong, Mainland China, Australia and the USA have their own set of shipping tables.

Prices are in won (KRW).

Weight (kg)	Japan	Hong Kong	China	Australia	USA
0.5	10,100	10,200	10,200	12,100	15,600
1	11,400	11,600	11,700	16,800	21,500
1.5	12,800	13,200	13,300	22,400	27,500
2	14,600	15,000	15,100	27,400	34,200
2.5	15,400	16,000	16,000	31,800	36,700
3	16,400	17,000	16,900	33,600	39,300
3.5	17,200	18,000	17,800	35,500	41,800
4	17,900	19,100	18,700	37,200	44,300
4.5	18,700	20,100	19,600	39,100	46,900
5	19,500	21,100	20,600	40,900	49,400
5.5	20,300	22,500	21,800	42,800	51,200
6	21,000	23,500	22,800	44,500	53,700
6.5	21,800	24,600	23,700	46,400	56,200
7	22,600	25,600	24,700	48,200	58,600
7.5	23,300	26,700	25,600	50,000	61,100
8	24,100	27,700	26,500	51,900	63,600
8.5	24,900	28,700	27,500	53,700	66,100
9	25,700	29,800	28,400	55,500	68,600
9.5	26,400	30,800	29,300	57,300	71,000
10	27,200	31,800	30,300	59,200	73,500
10.5	28,200	33,100	31,400	61,500	79,300
11	29,000	34,200	32,400	63,300	81,900
11.5	29,800	35,200	33,300	65,200	84,500
12	30,500	36,300	34,200	67,000	87,100
12.5	31,300	37,300	35,200	68,800	89,700
13	32,100	38,300	36,100	70,700	92,300
13.5	32,900	39,400	37,100	72,600	94,800
14	33,600	40,400	38,000	74,300	97,400
14.5	34,500	41,500	38,900	76,200	100,000
15	35,200	42,500	39,900	78,100	102,600

Weight (kg)	Japan	Hong Kong	China	Australia	USA
15.5	36,700	44,400	41,600	81,500	106,000
16	37,500	45,500	42,600	83,300	108,600
16.5	38,200	46,500	43,500	85,200	111,200
17	39,100	47,600	44,500	87,100	113,900
17.5	39,800	48,700	45,500	88,900	116,500
18	40,700	49,700	46,400	90,800	119,100
18.5	41,400	50,800	47,400	92,700	121,700
19	42,300	51,900	48,300	94,600	124,300
19.5	43,000	52,900	49,300	96,500	126,900
20	43,900	54,000	50,300	98,400	129,500
20.5	44,600	55,000	51,200	100,300	134,700
21	45,500	56,100	52,200	102,100	137,300
21.5	46,200	57,200	53,100	104,000	140,000
22	47,000	58,200	54,100	105,900	142,700
22.5	47,800	59,300	55,000	107,700	145,300
23	48,600	60,400	56,000	109,600	148,000
23.5	49,400	61,400	56,900	111,500	150,600
24	50,200	62,500	57,900	113,300	153,300
24.5	51,000	63,600	58,800	115,200	156,000
25	51,700	64,500	59,600	117,100	159,000
25.5	52,500	65,400	60,400	118,900	162,000
26	53,100	66,300	61,100	120,600	165,100
26.5	53,900	67,200	61,900	122,400	168,100
27	54,600	68,100	62,600	124,300	171,200
27.5	55,300	69,000	63,300	126,100	174,200
28	56,000	69,900	64,100	127,800	177,200
28.5	56,800	70,800	64,800	129,700	180,300
29	57,500	71,800	65,600	131,500	183,300
29.5	58,200	72,700	66,400	133,300	186,400
30	58,900	73,600	67,100	142,200	189,400

Appendix 3 – Useful Links

Other Sites

SoshiCatalogue – <http://soshicatalogue.wordpress.com>

Soshified – <http://www.soshified.com>

SoshiGoods – <http://www.soshigoods.com>

PayPal – <http://www.paypal.com>

eBay – <http://www.ebay.com>

HMV Japan – <http://www.hmv.co.jp/en/>

CDjapan – <http://www.cdjapan.co.jp>

Daewon Media – <http://www.starcards.co.kr>

Recommended Gmarket Listings/Sellers

Coming Soon.